

NNLO QCD corrections to Quarkonium production and decay

Yu Jia (贾宇)

Institute of High Energy Physics



2019年粒子物理前沿问题研讨会，中山大学，2019年1月20日-25日

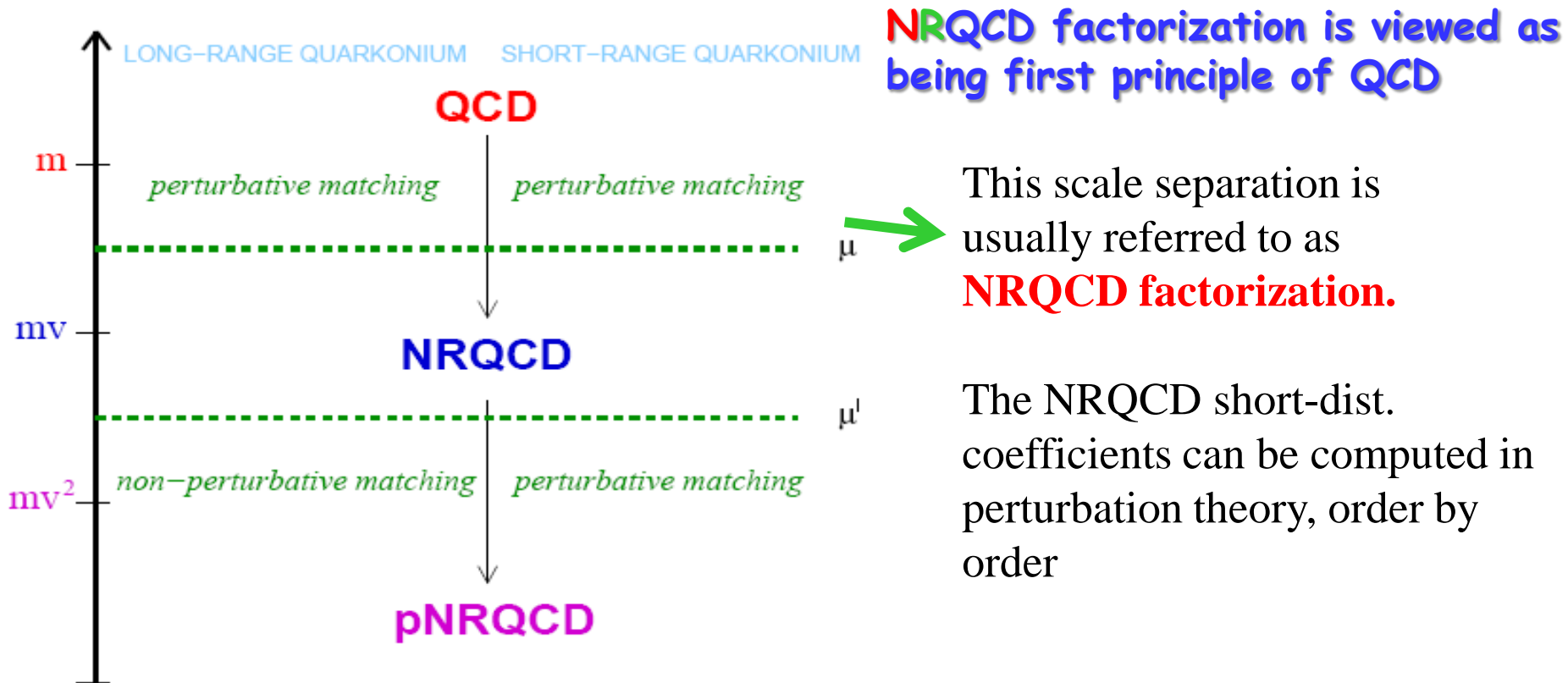


Contents

- Brief review of **NRQCD** factorization to quarkonium production/decay
- NNLO QCD correction to $\gamma\gamma^* \rightarrow \eta_c$ form factor and confront BaBar data
- NNLO QCD correction to $\eta_c \rightarrow \gamma\gamma$ (including “light-by-light”)
- NNLO QCD correction to $\eta_c \rightarrow$ **light hadrons** and **Br**[$\eta_c \rightarrow \gamma\gamma$], then confront the PDG data
- NNLO QCD correction to $e^+ e^- \rightarrow J/\Psi + \eta_c$ at B factories
- Search for graviton via **J/Ψ** $\rightarrow \gamma +$ **Graviton**
- Summary

Nonrelativistic QCD (NRQCD): Paradigm of EFT, tailored for describing heavy quarkonium dynamics: exploiting NR nature of quarkonium

Caswell, Lepage (1986); Bodwin, Braaten, Lepage (1995)



NRQCD Lagrangian (characterized by velocity expansion)

$$\mathcal{L}_{\text{NRQCD}} = \mathcal{L}_{\text{light}} + \mathcal{L}_{\text{heavy}} + \delta\mathcal{L}.$$

$$\mathcal{L}_{\text{light}} = -\frac{1}{2}\text{tr} G_{\mu\nu}G^{\mu\nu} + \sum \bar{q} i\not{D}q,$$

$$\mathcal{L}_{\text{heavy}} = \psi^\dagger \left(iD_t + \frac{\mathbf{D}^2}{2M} \right) \psi + \chi^\dagger \left(iD_t - \frac{\mathbf{D}^2}{2M} \right) \chi,$$

$$\begin{aligned} \delta\mathcal{L}_{\text{bilinear}} = & \frac{c_1}{8M^3} \left(\psi^\dagger (\mathbf{D}^2)^2 \psi - \chi^\dagger (\mathbf{D}^2)^2 \chi \right) \\ & + \frac{c_2}{8M^2} \left(\psi^\dagger (\mathbf{D} \cdot g\mathbf{E} - g\mathbf{E} \cdot \mathbf{D}) \psi + \chi^\dagger (\mathbf{D} \cdot g\mathbf{E} - g\mathbf{E} \cdot \mathbf{D}) \chi \right) \\ & + \frac{c_3}{8M^2} \left(\psi^\dagger (i\mathbf{D} \times g\mathbf{E} - g\mathbf{E} \times i\mathbf{D}) \cdot \boldsymbol{\sigma} \psi + \chi^\dagger (i\mathbf{D} \times g\mathbf{E} - g\mathbf{E} \times i\mathbf{D}) \cdot \boldsymbol{\sigma} \chi \right) \\ & + \frac{c_4}{2M} \left(\psi^\dagger (g\mathbf{B} \cdot \boldsymbol{\sigma}) \psi - \chi^\dagger (g\mathbf{B} \cdot \boldsymbol{\sigma}) \chi \right), \end{aligned}$$

Identical to HQET, but with different power counting

NRQCD is the mainstream tool in studying quarkonium (see Brambilla et al. EPJC 2011 for a review)

Nowadays, NRQCD becomes standard approach to tackle various quarkonium production and decay processes:

Charmonia: $v^2/c^2 \sim 0.3$ not truly non-relativistic to some extent

Bottomonia: $v^2/c^2 \sim 0.1$ a better “non-relativistic” system

Exemplified by

$e^+e^- \rightarrow J/\psi + \eta_c$ at B factories (**exclusive charmonium production**)

Unpolarized/polarized J/ψ production at hadron colliders (**inclusive**)

Very active field in recent years (**Chao’s group, Kniehl’s group, Wang’s group, Bodwin’s group, Qiu’s group ...**) marked by a plenty of PRLs



The strategy of determining the NRQCD short-distance coefficients (NRQCD SDCs)

In principle, NRQCD short-distance coefficients can be computed via the standard **perturbative matching procedure**:

Computing simultaneously amplitudes in both perturbative QCD and NRQCD, then solve the equations to determine the NRQCD SDCs.

Threshold phenomenon is signaled by four relevant modes: **hard** ($k^\mu \sim m$), **potential** ($k^0 \sim mv^2, |\mathbf{k}| \sim mv$), **soft** ($k^\mu \sim mv$), **ultrasoft** ($k^\mu \sim mv^2$).

Elucidated by the **Strategy of region** by **Beneke & Smirnov 1997**

The **NRQCD SDCs** is associated with the contribution from **hard region**
Practically, one often **directly extract the hard-region contribution** in an arbitrary multi-loop diagrams

We then lose track of IR threshold symptom such as **Coulomb singularity**



The ubiquitous symptom of NRQCD factorization: often plagued with huge QCD radiative correction

Most of the NRQCD successes based on the NLO QCD predictions.

However, the NLO QCD corrections are often large:

$e^+e^- \rightarrow J/\psi + \eta_c$	K factor: $1.8 \sim 2.1$	Zhang <i>et.al.</i>
$e^+e^- \rightarrow J/\psi + J/\psi$	K factor: $-0.31 \sim 0.25$	Gong <i>et.al.</i>
$p + p \rightarrow J/\psi + X$	K factor: ~ 2	Campbell <i>et.al.</i>
$J/\psi \rightarrow \gamma\gamma\gamma$	K factor: ≤ 0	Mackenzie <i>et.al.</i>

....


The existing NNLO corrections are rather **few**: all related to S-wave quarkonium **decay**

1. $\Upsilon (J/\Psi) \rightarrow e^+ e^-$

NNLO corrections were first computed by two groups in **1997**:

Czarnecki and Melnikov; **Beneke, Smirnov, and Signer**;

N3LO correction available very recently: **Steinhauser et al. (2013)**



2. $\eta_c \rightarrow \gamma \gamma$

NNLO correction was computed by **Czarnecki and Melnikov (2001)** :
(neglecting light-by-light)

3. $B_c \rightarrow l \nu$:

NNLO correction computed by **Onishchenko, Veretin (2003)**;

Chen and Qiao, (2015)



Perturbative convergence of these decay processes appears to be rather poor

$$\Gamma(J/\psi \rightarrow \ell\ell) = \Gamma^{(0)} \left[1 - \frac{8}{3} \frac{\alpha_s}{\pi} - (44.55 - 0.41 n_f) \left(\frac{\alpha_s}{\pi} \right)^2 \right]^2 \\ + (-2091 + 120.66 n_f - 0.82 n_f^2) \left(\frac{\alpha_s}{\pi} \right)^3$$

$$\Gamma(B_c \rightarrow \ell\nu) = \Gamma^{(0)} \left[1 - 1.39 \frac{\alpha_s}{\pi} - 23.7 \left(\frac{\alpha_s}{\pi} \right)^2 + \mathcal{O}(\alpha_s^3) \right]^2$$

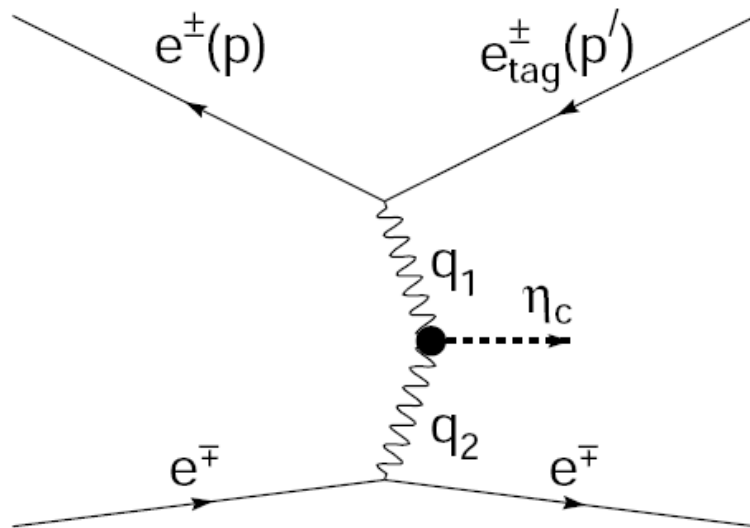
$$\Gamma(\eta_c \rightarrow \gamma\gamma) = \Gamma^{(0)} \left[1 - 1.69 \frac{\alpha_s}{\pi} - 56.52 \left(\frac{\alpha_s}{\pi} \right)^2 + \mathcal{O}(\alpha_s^3) \right]^2$$

So calculating the higher order QCD correction is imperative to test the usefulness of NRQCD factorization!

Investigation on $\gamma\gamma^* \rightarrow \eta_c$ form factor

Experiment

BaBar Collaboration: **Phys.Rev. D81 (2010) 052010**



$$q_2^2 \approx 0$$

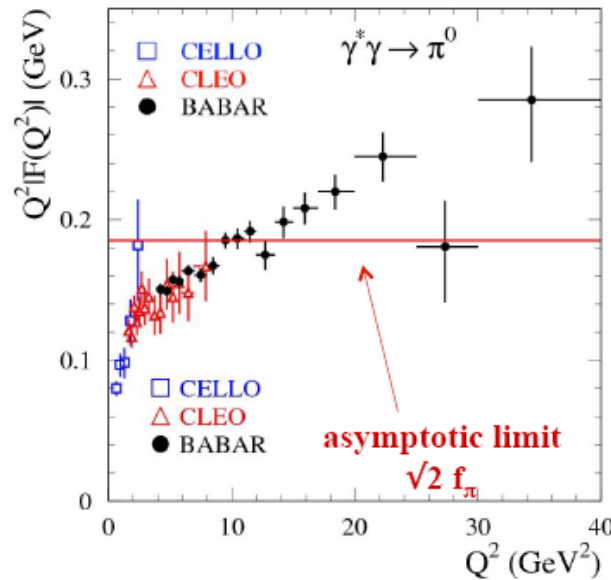
$$q_1^2 = -Q^2 = (p' - p)^2$$

Babar measures the $\gamma\gamma^* \rightarrow \eta_c$ transition form factor in the momentum transfer range from **2 to 50 GeV²**.

Digression: recall the surprise brought by BaBar two-photon experiment on $\gamma\gamma^* \rightarrow \pi^0$

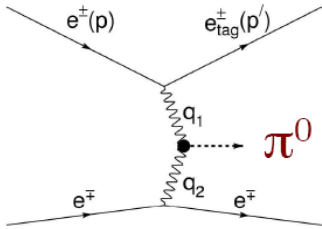
The π^0 Transition Form Factor

Comparison of the result of experiment to the QCD limit



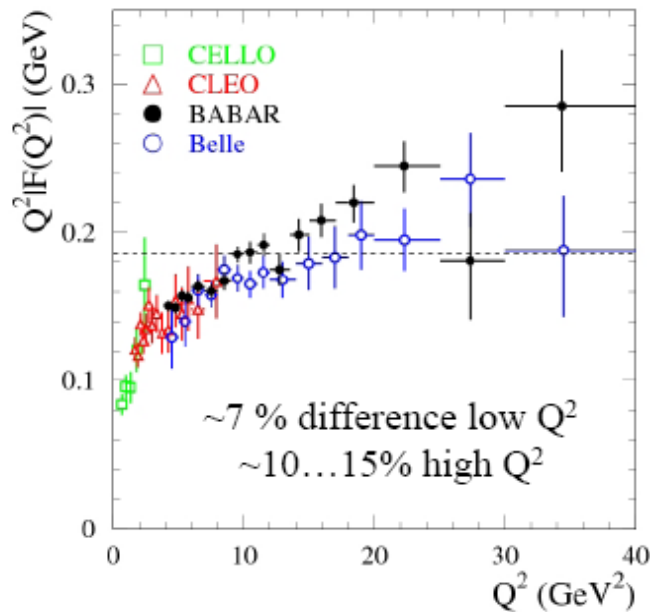
- **Experiment:**
In Q^2 range 4-9 GeV^2 CLEO results are consistent with more precise BaBar data
- **QCD prediction (Brodsky-Lepage '79):**
at high Q^2 data should reach asymptotic limit (either from below or from above)

$Q^2 F(Q^2) = \sqrt{2} f_\pi = 0.185 \text{ GeV}$
assuming the asymptotic DA



Belle did not confirm BaBar measurement on $\gamma\gamma^* \rightarrow \pi^0$! Situation needs clarification

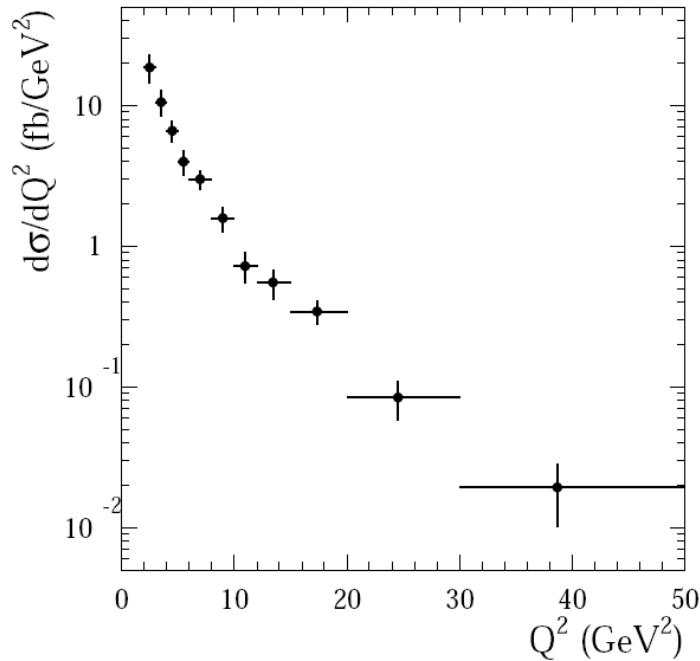
Comparison with BELLE, arXiv:1205.3249



- Difference BABAR – BELLE $\sim 2\sigma_{\text{sys}}$
- BELLE has lower detection efficiency (\sim factor 2)
- BELLE has higher systematic uncertainties

Investigation on $\gamma\gamma^* \rightarrow \eta_c$ form factor: There also exists BaBar measurements!

BaBar Collaboration: **Phys.Rev. D81 (2010) 052010**



Q^2 interval (GeV 2)	$\overline{Q^2}$ (GeV 2)	$d\sigma/dQ^2(\overline{Q^2})$ (fb/GeV 2)	$ F(\overline{Q^2})/F(0) $
2-3	2.49	18.7 ± 4.2 ± 0.8	0.740 ± 0.085
3-4	3.49	10.6 ± 2.1 ± 0.8	0.680 ± 0.073
4-5	4.49	6.62 ± 1.18 ± 0.19	0.629 ± 0.057
5-6	5.49	4.00 ± 0.80 ± 0.10	0.555 ± 0.056
6-8	6.96	3.00 ± 0.43 ± 0.17	0.563 ± 0.043
8-10	8.97	1.58 ± 0.30 ± 0.08	0.490 ± 0.049
10-12	10.97	0.72 ± 0.17 ± 0.05	0.385 ± 0.048
12-15	13.44	0.55 ± 0.13 ± 0.03	0.395 ± 0.047
15-20	17.35	0.34 ± 0.07 ± 0.01	0.385 ± 0.038
20-30	24.53	0.084 ± 0.026 ± 0.004	0.261 ± 0.041
30-50	38.68	0.019 ± 0.009 ± 0.001	0.204 ± 0.049

$$\frac{d\sigma(e^+e^- \rightarrow \eta_c e^+e^-)}{dQ^2} \times \mathcal{B}(\eta_c \rightarrow K\bar{K}\pi)$$

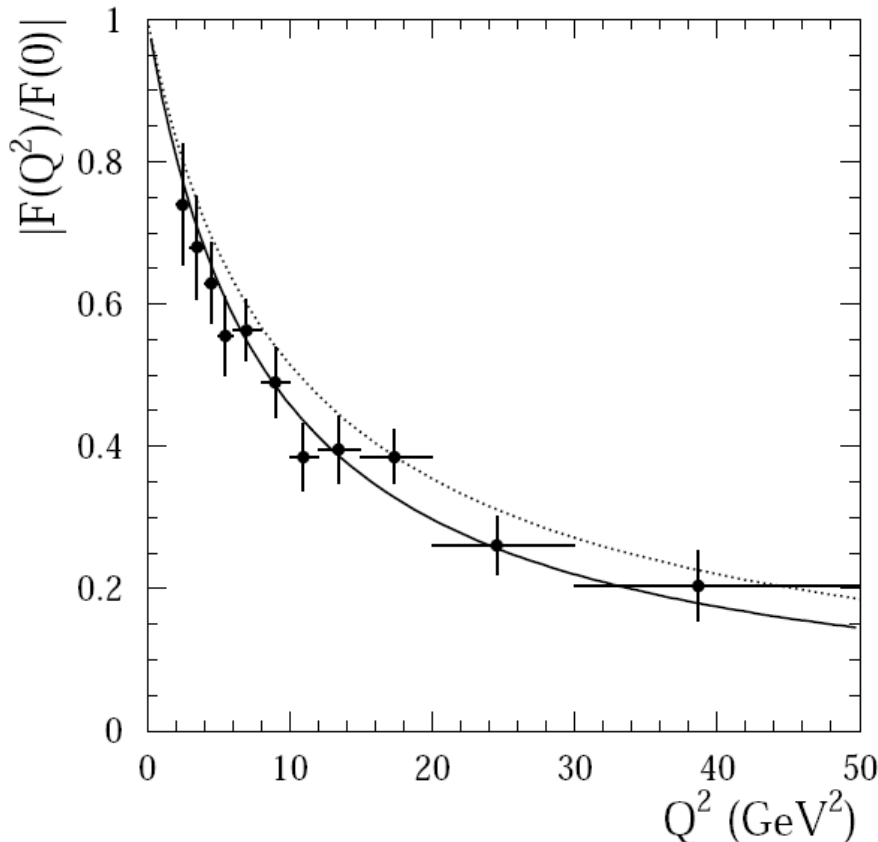
$F(Q^2)$: $\gamma^*\gamma \rightarrow \eta_c$ form factor

$F(0)$: $\eta_c \rightarrow \gamma\gamma$ form factor

Investigation on $\gamma\gamma^* \rightarrow \eta_c$ form factor

Experiment

BaBar Collaboration: **Phys. Rev. D81 (2010) 052010**



The solid curve is from a simple monopole fit:

$$|F(Q^2)/F(0)| = \frac{1}{1 + Q^2/\Lambda}$$

with $\Lambda = 8.5 \pm 0.6 \pm 0.7$ GeV 2

The dotted curve is from pQCD prediction

Feldmann and Kroll, Phys. Lett. B 413, 410 (1997)

Investigation on $\gamma\gamma^* \rightarrow \eta_c$ form factor

Previous investigation

- k_\perp factorization: Feldmann *et.al.*, Cao and Huang
- Lattice QCD: Dudek *et.al.*,
- J/ψ -pole-dominance: Lees *et.al.*,
- QCD sum rules: Lucha *et.al.*,
- light-front quark model: Geng *et.al.*,
- Dyson-Schwinger approach: Chang, Chen, Ding, Liu, Roberts, 2016

All yield predictions compatible with the data, at least in the small Q^2 range.

So far, so good. Unlike $\gamma\gamma^* \rightarrow \pi^0$, there is no open puzzle here

Investigation on $\gamma\gamma^* \rightarrow \eta_c$ form factor

Motivation

- ◆ Model-independent method is always welcome.
(NRQCD is the first principle approach from QCD)
- ◆ In the **normalized** form factor, nonperturbative NRQCD matrix element cancels out. Therefore, our predictions are free from any freely adjustable parameters!
- ◆ Is LO/NLO NRQCD prediction sufficient?
- ◆ The momentum transfer is not large enough, we are not bothered by resumming the large collinear logarithms.

The first **NNLO** calculation for (exclusive) quarkonium production process

Feng, Jia, Sang, PRL 115, 222001 (2017)

PRL 115, 222001 (2015)

PHYSICAL REVIEW LETTERS

week ending
27 NOVEMBER 2015

Can Nonrelativistic QCD Explain the $\gamma\gamma^* \rightarrow \eta_c$ Transition Form Factor Data?

Feng Feng,¹ Yu Jia,^{2,3} and Wen-Long Sang^{4,5,*}

¹*China University of Mining and Technology, Beijing 100083, China*

²*Institute of High Energy Physics and Theoretical Physics Center for Science Facilities,
Chinese Academy of Sciences, Beijing 100049, China*

³*Center for High Energy Physics, Peking University, Beijing 100871, China*

⁴*School of Physical Science and Technology, Southwest University, Chongqing 400700, China*

⁵*State Key Laboratory of Theoretical Physics, Institute of Theoretical Physics,
Chinese Academy of Sciences, Beijing 100190, China*

(Received 12 May 2015; published 25 November 2015)

Unlike the bewildering situation in the $\gamma\gamma^* \rightarrow \pi$ form factor, a widespread view is that perturbative QCD can decently account for the recent *BABAR* measurement of the $\gamma\gamma^* \rightarrow \eta_c$ transition form factor. The next-to-next-to-leading-order perturbative correction to the $\gamma\gamma^* \rightarrow \eta_{c,b}$ form factor, is investigated in the non-relativistic QCD (NRQCD) factorization framework for the first time. As a byproduct, we obtain, by far, the most precise order- α_s^2 NRQCD matching coefficient for the $\eta_{c,b} \rightarrow \gamma\gamma$ process. After including the substantial negative order- α_s^2 correction, the good agreement between NRQCD prediction and the measured $\gamma\gamma^* \rightarrow \eta_c$ form factor is completely ruined over a wide range of momentum transfer squared. This eminent discrepancy casts some doubts on the applicability of the NRQCD approach to hard exclusive reactions involving charmonium.

Investigation on $\gamma\gamma^* \rightarrow \eta_c$ form factor

Definition for form factor:

$$\langle \eta_c(p) | J^\mu | \gamma(k, \varepsilon) \rangle = ie^2 \epsilon^{\mu\nu\rho\sigma} \varepsilon_\nu q_\rho k_\sigma F(Q^2)$$

NRQCD factorization demands:

$$F(Q^2) = C(Q, m, \mu_R, \mu_\Lambda) \frac{\langle \eta_c | \psi^\dagger \chi(\mu_\Lambda) | 0 \rangle}{\sqrt{m}} + \mathcal{O}(v^2)$$

Factorization scale

Short-distance coefficient (SDC)

We are going to compute it to NNLO

$$\overline{R}_{\eta_c}(\Lambda) \equiv \sqrt{\frac{2\pi}{N_c}} \langle 0 | \chi^\dagger \psi(\Lambda) | \eta_c \rangle,$$

$$\overline{R}_\psi(\Lambda) \epsilon \equiv \sqrt{\frac{2\pi}{N_c}} \langle 0 | \chi^\dagger \sigma \psi(\Lambda) | \psi(\epsilon) \rangle,$$

Investigation on $\gamma\gamma^* \rightarrow \eta_c$ form factor

Perturbative series for NRQCD SDCs

Upon general consideration, the SDC can be written as

$$C(Q, m, \mu_R, \mu_\Lambda) = C^{(0)}(Q, m) \left\{ 1 + C_F \frac{\alpha_s(\mu_R)}{\pi} f^{(1)}(\tau) + \frac{\alpha_s^2}{\pi^2} \left[\frac{\beta_0}{4} \ln \frac{\mu_R^2}{Q^2 + m^2} C_F f^{(1)}(\tau) - \pi^2 C_F \left(C_F + \frac{C_A}{2} \right) \times \ln \frac{\mu_\Lambda}{m} + f^{(2)}(\tau) \right] + \mathcal{O}(\alpha_s^3) \right\},$$

RG invariance

IR pole matches **anomalous dimension** of NRQCD pseudo-scalar density

Investigation on $\gamma\gamma^* \rightarrow \eta_c$ form factor

Theoretical calculation

$$C^{(0)}(Q, m) = \frac{4e_c^2}{Q^2 + 4m^2} \quad \text{Tree-level SDC}$$

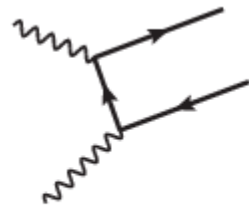
$$f^{(1)}(\tau) = \frac{\pi^2(3-\tau)}{6(4+\tau)} - \frac{20+9\tau}{4(2+\tau)} - \frac{\tau(8+3\tau)}{4(2+\tau)^2} \ln \frac{4+\tau}{2} + 3\sqrt{\frac{\tau}{4+\tau}} \tanh^{-1} \sqrt{\frac{\tau}{4+\tau}} \\ + \frac{2-\tau}{4+\tau} \left(\tanh^{-1} \sqrt{\frac{\tau}{4+\tau}} \right)^2 - \frac{\tau}{2(4+\tau)} \text{Li}_2 \left(-\frac{2+\tau}{2} \right),$$

$$\tau \equiv \frac{Q^2}{m^2}$$

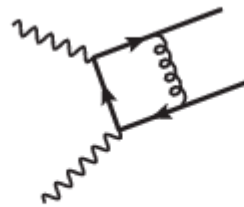
NLO QCD correction

Investigation on $\gamma\gamma^* \rightarrow \eta_c$ form factor

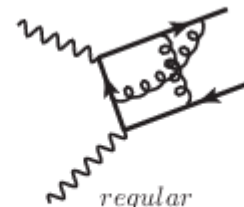
Feynman diagrams



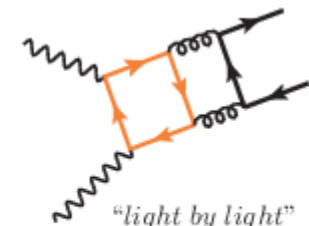
LO



NLO



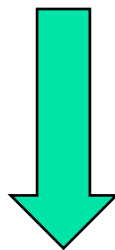
regular



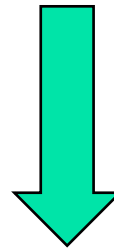
"light by light"

NNLO

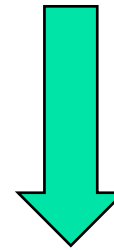
Numer of
diagrams



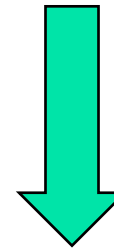
2



8



108



12

Investigation on $\gamma\gamma^* \rightarrow \eta_c$ form factor

NNLO corrections

$$f^{(2)}(\tau) = f_{\text{reg}}^{(2)}(\tau) + f_{\text{lbl}}^{(2)}(\tau).$$

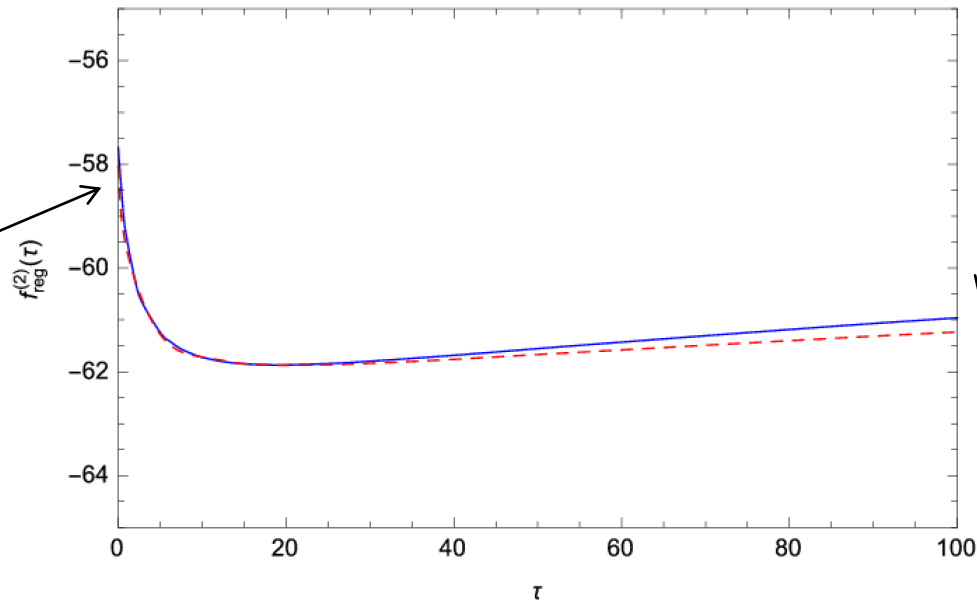
regular

Light-by-light
UV/IR finite

At $\tau \gg 0$, the value of $f_{\text{reg}}^{(2)}(\tau)$ is compatible with asymptotic behavior $\ln^2 \tau$ solving ERBL equation by **Yang, NPB 2009**

Reproduce
known NNLO
corr. to $\eta_c \rightarrow \gamma\gamma$

Czarnecki et al.
2001



Investigation on $\gamma\gamma^* \rightarrow \eta_c$ form factor

NNLO corrections

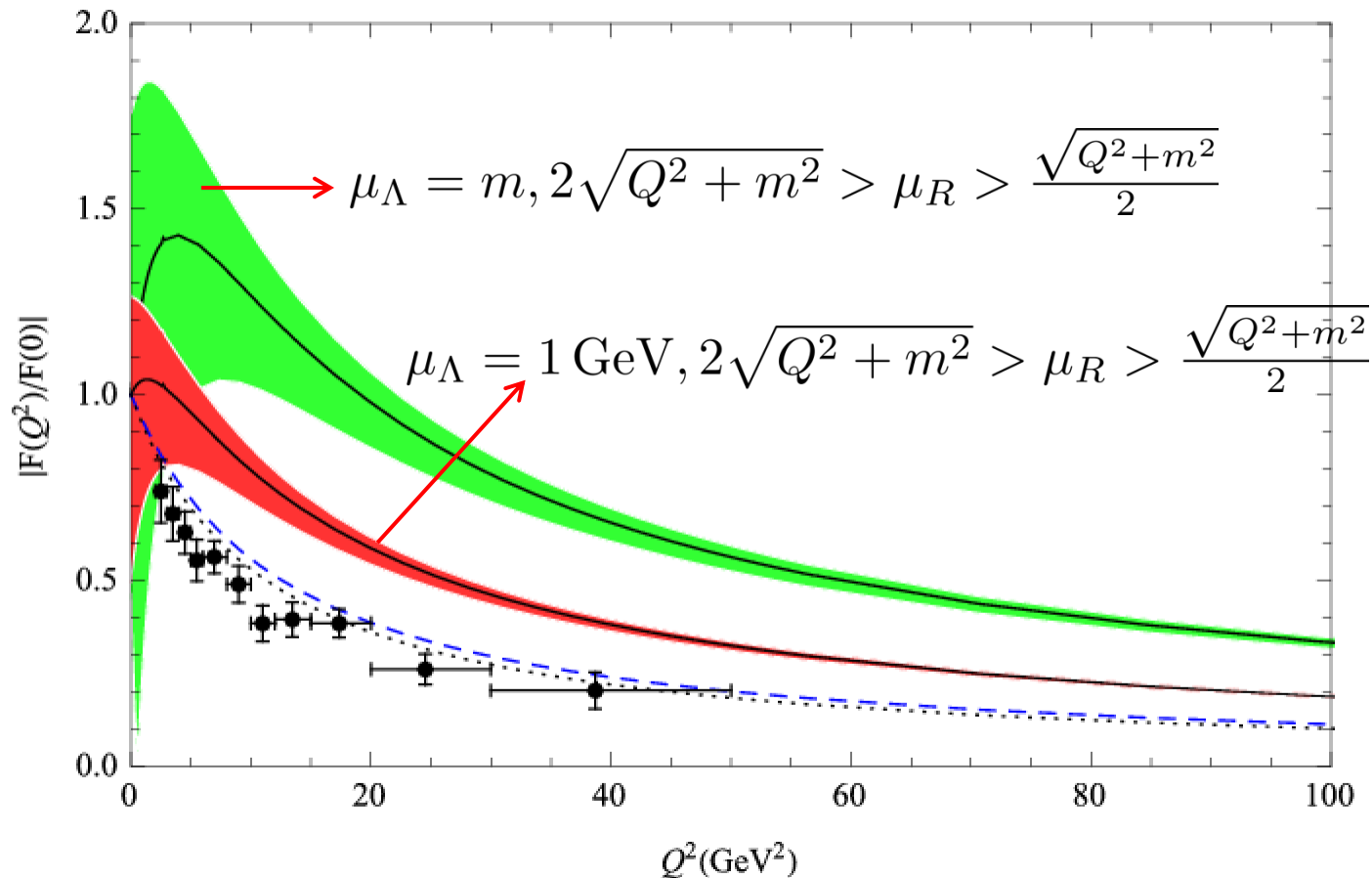
τ	1	5	10	25	50
$f_{\text{reg}}^{(2)}$	-59.420(6)	-61.242(6)	-61.721(7)	-61.843(8)	-61.553(8)
$f_{\text{lbl}}^{(2)}$	0.49(1) -0.65(1) <i>i</i>	-0.48(1) -0.72(1) <i>i</i>	-1.10(1) -0.71(1) <i>i</i>	-2.13(1) -0.69(1) <i>i</i>	-3.07(1) -0.68(1) <i>i</i>
$f_{\text{reg}}^{(2)}$	-59.636(6)	-61.278(6)	-61.716(7)	-61.864(8)	-61.668(8)
$f_{\text{lbl}}^{(2)}$	0.79(1) -12.45(1) <i>i</i>	-5.61(1) -13.55(1) <i>i</i>	-9.45(1) -13.83(1) <i>i</i>	-15.32(1) -14.03(1)<i>i</i>	-20.26(1) -14.10(1)<i>i</i>

Table 1: $f_{\text{reg}}^{(2)}(\tau)$ and $f_{\text{lbl}}^{(2)}(\tau)$ at some typical values of τ . The first two rows for η_c and the last two for η_b .

Contribution from light-by-light is not always negligible!

Investigation on $\gamma\gamma^* \rightarrow \eta_c$ form factor

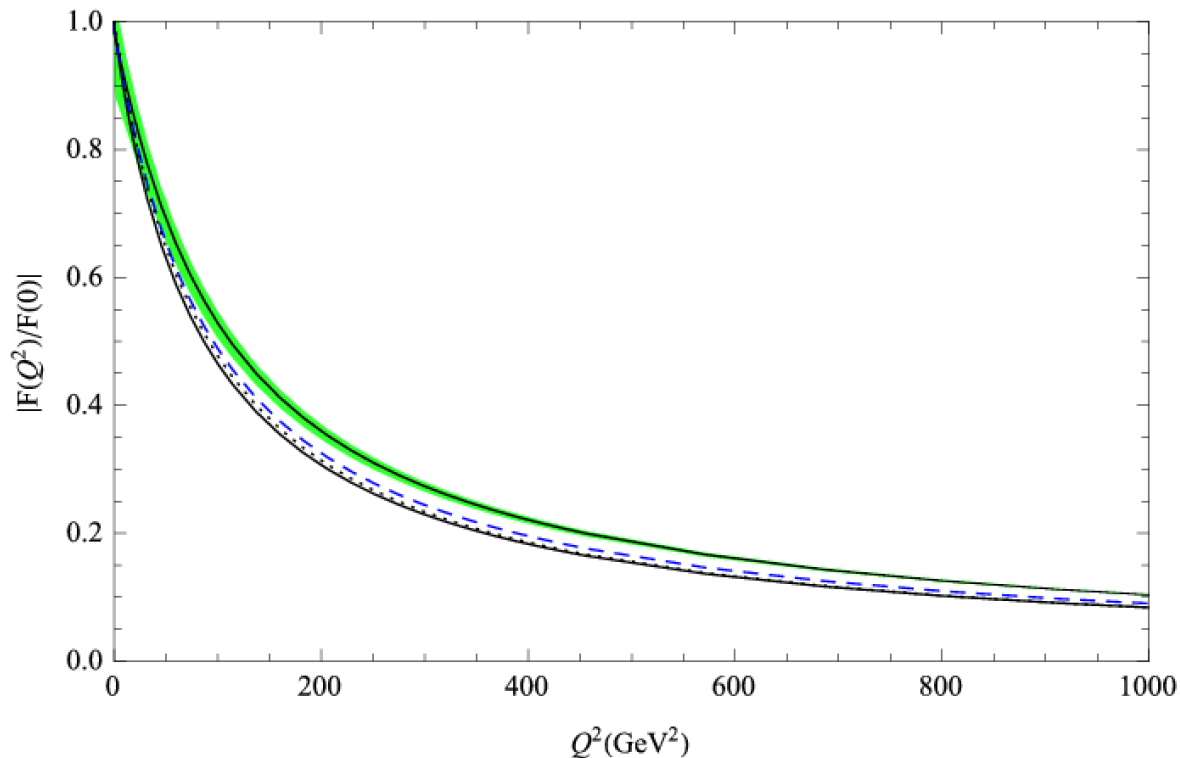
Theory vs Experiment



**Our Prediction
is free of
nonperturbative
parameters!**

$\gamma\gamma^* \rightarrow \eta_c$: NNLO predictions seriously fails to describe data!

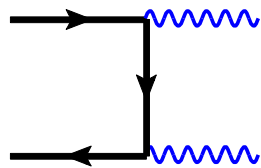
Prediction to $\gamma\gamma^* \rightarrow \eta_b$ form factor



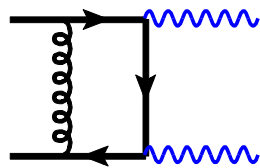
Convergence of perturbation series is reasonably well.
Await **CEPC/ILC** to test our predictions?

As a by-product, we also have a complete NNLO prediction for $\eta_c \rightarrow 2\gamma$ (including “light-by-light” diagrams)

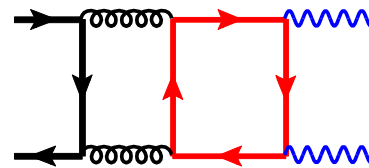
We can focus on form factor at $Q^2 = 0$:



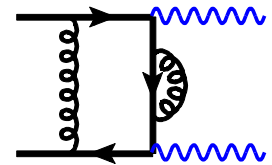
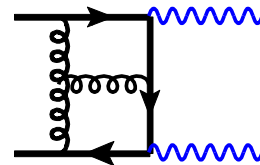
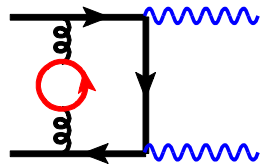
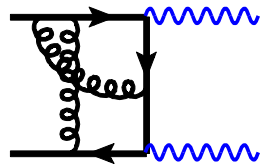
LO



NLO



NNLO (“light by light”)



NNLO (*regular*)

Updated NNLO predictions to $\eta_c \rightarrow 2\gamma$

NNLO correction was previously computed by Czarnecki and Melnikov (2001) (neglecting light-by-light);

Here we present a complete/highly precise NNLO predictions

Form factor at $Q^2 = 0$:

$$F(0) = \frac{e_c^2}{m^{5/2}} \langle \eta_c | \psi^\dagger \chi(\mu_\Lambda) | 0 \rangle \left\{ 1 + C_F \frac{\alpha_s(\mu_R)}{\pi} \left(\frac{\pi^2}{8} - \frac{5}{2} \right) + \frac{\alpha_s^2}{\pi^2} \left[C_F \left(\frac{\pi^2}{8} - \frac{5}{2} \right) \frac{\beta_0}{4} \ln \frac{\mu_R^2}{m^2} - \pi^2 C_F \left(C_F + \frac{C_A}{2} \right) \ln \frac{\mu_\Lambda}{m} + f_{\text{reg}}^{(2)}(0) + f_{\text{lbl}}^{(2)}(0) \right] + \mathcal{O}(\alpha_s^3) \right\},$$

$$f_{\text{reg}}^{(2)}(0) = -21.107\,897\,97(4)C_F^2 - 4.792\,980\,00(3)C_FC_A - \left(\frac{13\pi^2}{144} + \frac{2}{3}\ln 2 + \frac{7}{24}\zeta(3) - \frac{41}{36} \right) C_FT_F n_L + 0.223\,672\,013(2)C_FT_F n_H, \quad (8)$$

$$f_{\text{lbl}}^{(2)}(0) = \left(0.731\,284\,59 + i\pi \left(\frac{\pi^2}{9} - \frac{5}{3} \right) \right) C_FT_F \sum_i^{n_L} \frac{e_i^2}{e_Q^2} + (0.646\,965\,57 + 2.073\,575\,56i)C_FT_F n_H, \quad (9)$$

NRQCD factorization
scale dependence

$$\Gamma(\eta_c \rightarrow 2\gamma) = (\pi\alpha^2/4) |F(0)|^2 M_{\eta_c}^3.$$

A recent paper by Wu, Brodsky et al. (1804.06106) claims that PMC+fixed NNLO can resolve this puzzle.

A solution to the $\gamma\gamma^* \rightarrow \eta_c$ puzzle using the Principle of Maximum Conformality

Sheng-Quan Wang^{1,2,*}, Xing-Gang Wu^{2,†}, Wen-Long Sang^{3,‡} and Stanley J. Brodsky^{4§}

¹Department of Physics, Guizhou Minzu University, Guiyang 550025, P.R. China

²Department of Physics, Chongqing University, Chongqing 401331, P.R. China

³School of Physical Science and Technology, Southwest University, Chongqing 400700, P.R. China and

⁴SLAC National Accelerator Laboratory, Stanford University, Stanford, California 94039, USA

(Dated: April 18, 2018)

The next-to-next-to-leading order (NNLO) pQCD prediction for the $\gamma\gamma^* \rightarrow \eta_c$ form factor was evaluated in 2015 using nonrelativistic QCD (NRQCD). A strong discrepancy between the NRQCD prediction and the BaBar measurements was observed. Until now there has been no solution for this puzzle. In this paper, we present a NNLO analysis by applying the Principle of Maximum Conformality (PMC) to set the renormalization scale. By carefully dealing with the light-by-light diagrams at the NNLO level, the resulting high precision PMC prediction agrees with the BaBar measurements within errors, and the conventional renormalization scale uncertainty is eliminated. The PMC is consistent with all of the requirements of the renormalization group, including scheme-independence. The application of the PMC thus provides a rigorous solution for the $\gamma\gamma^* \rightarrow \eta_c$ form factor puzzle, emphasizing the importance of correct renormalization scale-setting. The results also support the applicability of NRQCD to hard exclusive processes involving charmonium.

PACS numbers: 13.66.Bc, 14.40.Pq, 12.38.Bx

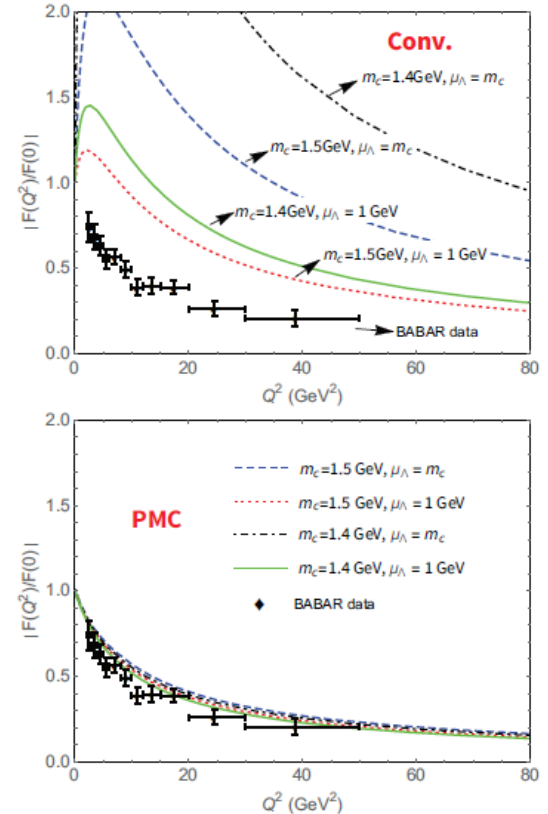


FIG. 4: The NNLO ratio $|F(Q^2)/F(0)|$ versus Q^2 using conventional (Up) and PMC (Down) scale-settings for different values for the quark mass m_c and the factorization scale μ_Λ .

Complete NNLO correction to $\eta_c \rightarrow$ light hadrons (first NNLO calculation for inclusive process involving quarkonium)

Feng, Jia, Sang, PRL 119, 252001 (2017)

PRL 119, 252001 (2017)

PHYSICAL REVIEW LETTERS

week ending
22 DECEMBER 2017

Next-to-Next-to-Leading-Order QCD Corrections to the Hadronic Width of Pseudoscalar Quarkonium

Feng Feng,^{1,2} Yu Jia,^{1,3,4} and Wen-Long Sang^{5,*}

¹*Institute of High Energy Physics and Theoretical Physics Center for Science Facilities, Chinese Academy of Sciences, Beijing 100049, China*

²*China University of Mining and Technology, Beijing 100083, China*

³*School of Physics, University of Chinese Academy of Sciences, Beijing 100049, China*

⁴*Center for High Energy Physics, Peking University, Beijing 100871, China*

⁵*School of Physical Science and Technology, Southwest University, Chongqing 400700, China*

(Received 16 August 2017; published 20 December 2017)

We compute the next-to-next-to-leading-order QCD corrections to the hadronic decay rates of the pseudoscalar quarkonia, at the lowest order in velocity expansion. The validity of nonrelativistic QCD (NRQCD) factorization for inclusive quarkonium decay process, for the first time, is verified to relative order α_s^2 . As a by-product, the renormalization group equation of the leading NRQCD four-fermion operator $O_1(^1S_0)$ is also deduced to this perturbative order. By incorporating this new piece of correction together with available relativistic corrections, we find that there exists severe tension between the state-of-the-art NRQCD predictions and the measured η_c hadronic width and, in particular, the branching fraction of $\eta_c \rightarrow \gamma\gamma$. NRQCD appears to be capable of accounting for η_b hadronic decay to a satisfactory degree, and our most refined prediction is $\text{Br}(\eta_b \rightarrow \gamma\gamma) = (4.8 \pm 0.7) \times 10^{-5}$.

DOI: 10.1103/PhysRevLett.119.252001

NLO perturbative corr. 1979/1980

[7] R. Barbieri, E. d'Emilio, G. Curci and E. Remiddi, Nucl. Phys. B 154, 535 (1979).

[8] K. Hagiwara, C. B. Kim and T. Yoshino, Nucl. Phys. B 177, 461 (1981).

40 years lapsed from NLO to NNLO;

Another ??? years to transition into NNNLO QCD corrections?

Promising only if Alpha-Loop takes over?

NRQCD factorization for $\eta_c \rightarrow$ light hadrons

– up to relative order- v^4 corrections

Bodwin, Petrelli PRD (2002)

$$\begin{aligned} \Gamma(^1S_0 \rightarrow \text{LH}) = & \frac{F_1(^1S_0)}{m^2} \langle ^1S_0 | \mathcal{O}_1(^1S_0) | ^1S_0 \rangle \\ & + \frac{G_1(^1S_0)}{m^4} \langle ^1S_0 | \mathcal{P}_1(^1S_0) | ^1S_0 \rangle \\ & + \frac{F_8(^3S_1)}{m^2} \langle ^1S_0 | \mathcal{O}_8(^3S_1) | ^1S_0 \rangle \\ & + \frac{F_8(^1S_0)}{m^2} \langle ^1S_0 | \mathcal{O}_8(^1S_0) | ^1S_0 \rangle \\ & + \frac{F_8(^1P_1)}{m^4} \langle ^1S_0 | \mathcal{O}_8(^1P_1) | ^1S_0 \rangle \\ & + \frac{H_1^1(^1S_0)}{m^6} \langle ^1S_0 | \mathcal{Q}_1^1(^1S_0) | ^1S_0 \rangle \\ & + \frac{H_1^2(^1S_0)}{m^6} \langle ^1S_0 | \mathcal{Q}_1^2(^1S_0) | ^1S_0 \rangle. \end{aligned}$$

$$\mathcal{O}_1(^1S_0) = \psi^\dagger \chi \chi^\dagger \psi, \quad (2.2a)$$

$$\mathcal{P}_1(^1S_0) = \frac{1}{2} \left[\psi^\dagger \chi \chi^\dagger \left(-\frac{i\vec{\mathbf{D}}}{2} \right)^2 \psi + \psi^\dagger \left(-\frac{i\vec{\mathbf{D}}}{2} \right)^2 \chi \chi^\dagger \psi \right], \quad (2.2b)$$

$$\mathcal{O}_8(^3S_1) = \psi^\dagger \boldsymbol{\sigma} T_a \chi \cdot \chi^\dagger \boldsymbol{\sigma} T_a \psi, \quad (2.2c)$$

$$\mathcal{O}_8(^1S_0) = \psi^\dagger T_a \chi \chi^\dagger T_a \psi, \quad (2.2d)$$

$$\mathcal{O}_8(^1P_1) = \psi^\dagger \left(-\frac{i\vec{\mathbf{D}}}{2} \right) T_a \chi \cdot \chi^\dagger \left(-\frac{i\vec{\mathbf{D}}}{2} \right) T_a \psi, \quad (2.2e)$$

$$\mathcal{Q}_1^1(^1S_0) = \psi^\dagger \left(-\frac{i\vec{\mathbf{D}}}{2} \right)^2 \chi \chi^\dagger \left(-\frac{i\vec{\mathbf{D}}}{2} \right)^2 \psi, \quad (2.2f)$$

$$\mathcal{Q}_1^2(^1S_0) = \frac{1}{2} \left[\psi^\dagger \chi \chi^\dagger \left(-\frac{i\vec{\mathbf{D}}}{2} \right)^4 \psi + \psi^\dagger \left(-\frac{i\vec{\mathbf{D}}}{2} \right)^4 \chi \chi^\dagger \psi \right], \quad (2.2g)$$

$$\begin{aligned} \mathcal{Q}_1^3(^1S_0) = & \frac{1}{2} \left[\psi^\dagger \chi \chi^\dagger (\vec{\mathbf{D}} \cdot g\mathbf{E} + g\mathbf{E} \cdot \vec{\mathbf{D}}) \psi - \psi^\dagger (\vec{\mathbf{D}} \cdot g\mathbf{E} \right. \\ & \left. + g\mathbf{E} \cdot \vec{\mathbf{D}}) \chi \chi^\dagger \psi \right], \quad (2.2h) \end{aligned}$$

NRQCD factorization for $\eta_c \rightarrow$ light hadrons

– up to relative order- v^4 corrections

Brambilla, Mereghetti, Vairo, 0810.2259

$$\begin{aligned}\Gamma(^1S_0 \rightarrow \text{l.h.}) = & \frac{2 \text{Im } f_1(^1S_0)}{M^2} \langle H(^1S_0) | \mathcal{O}_1(^1S_0) | H(^1S_0) \rangle \\ & + \frac{2 \text{Im } g_1(^1S_0)}{M^4} \langle H(^1S_0) | \mathcal{P}_1(^1S_0) | H(^1S_0) \rangle + \frac{2 \text{Im } f_8(^3S_1)}{M^2} \langle H(^1S_0) | \mathcal{O}_8(^3S_1) | H(^1S_0) \rangle \\ & + \frac{2 \text{Im } f_8(^1S_0)}{M^2} \langle H(^1S_0) | \mathcal{O}_8(^1S_0) | H(^1S_0) \rangle + \frac{2 \text{Im } f_8(^1P_1)}{M^4} \langle H(^1S_0) | \mathcal{O}_8(^1P_1) | H(^1S_0) \rangle \\ & + \frac{2 \text{Im } s_{1-8}(^1S_0, ^3S_1)}{M^4} \langle H(^1S_0) | \mathcal{S}_{1-8}(^1S_0, ^3S_1) | H(^1S_0) \rangle + \frac{2 \text{Im } f'_{8\text{cm}}}{M^4} \langle H(^1S_0) | \mathcal{O}'_{8\text{cm}} | H(^1S_0) \rangle \\ & + \frac{2 \text{Im } g_{8a\text{cm}}}{M^4} \langle H(^1S_0) | \mathcal{P}_{8a\text{cm}} | H(^1S_0) \rangle + \frac{2 \text{Im } f_{1\text{cm}}}{M^4} \langle H(^1S_0) | \mathcal{O}_{1\text{cm}} | H(^1S_0) \rangle \\ & + \frac{2 \text{Im } h'_1(^1S_0)}{M^6} \langle H(^1S_0) | \mathcal{Q}'_1(^1S_0) | H(^1S_0) \rangle + \frac{2 \text{Im } h''_1(^1S_0)}{M^6} \langle H(^1S_0) | \mathcal{Q}''_1(^1S_0) | H(^1S_0) \rangle \\ & + \frac{2 \text{Im } g_8(^3S_1)}{M^4} \langle H(^1S_0) | \mathcal{P}_8(^3S_1) | H(^1S_0) \rangle + \frac{2 \text{Im } g_8(^1S_0)}{M^4} \langle H(^1S_0) | \mathcal{P}_8(^1S_0) | H(^1S_0) \rangle \\ & + \frac{2 \text{Im } g_8(^1P_1)}{M^6} \langle H(^1S_0) | \mathcal{P}_8(^1P_1) | H(^1S_0) \rangle + \frac{2 \text{Im } h'_8(^1S_0)}{M^6} \langle H(^1S_0) | \mathcal{Q}'_8(^1S_0) | H(^1S_0) \rangle \\ & + \frac{2 \text{Im } h_8(^1D_2)}{M^6} \langle H(^1S_0) | \mathcal{Q}_8(^1D_2) | H(^1S_0) \rangle + \frac{2 \text{Im } h_1(^1D_2)}{M^6} \langle H(^1S_0) | \mathcal{Q}_1(^1D_2) | H(^1S_0) \rangle \\ & + \frac{2 \text{Im } d_8(^1S_0, ^1P_1)}{M^5} \langle H(^1S_0) | \mathcal{D}_{8-8}(^1S_0, ^1P_1) | H(^1S_0) \rangle,\end{aligned}$$

Notice the explosion of number of higher-dimensional operators! 31

NRQCD factorization for $\eta_c \rightarrow$ light hadrons

– Current status of radiative corrections

$$\Gamma(\eta_c \rightarrow \text{LH}) = \frac{F_1(^1S_0)}{m^2} \langle \eta_c | \mathcal{O}_1(^1S_0) | \eta_c \rangle + \frac{G_1(^1S_0)}{m^4} \langle \eta_c | \mathcal{P}_1(^1S_0) | \eta_c \rangle + \mathcal{O}(v^3 \Gamma),$$

To warrant predictive power, we only retain terms through relative order- v^2

$$F_1(^1S_0) = \frac{\pi \alpha_s^2 C_F}{N_c} \left\{ 1 + \frac{\alpha_s}{\pi} f_1 + \frac{\alpha_s^2}{\pi^2} f_2 + \dots \right\}$$

$$G_1(^1S_0) = -\frac{4\pi \alpha_s^2 C_F}{3N_c} \left\{ 1 + \frac{\alpha_s}{\pi} g_1 + \dots \right\}.$$

W.Y.Keung, I. Muzinich, 1983

$$f_1 = \frac{\beta_0}{2} \ln \frac{\mu_R^2}{4m^2} + \left(\frac{\pi^2}{4} - 5 \right) C_F + \left(\frac{199}{18} - \frac{13\pi^2}{24} \right) C_A - \frac{8}{9} n_L - \frac{2n_H}{3} \ln 2, \quad (3a)$$

Barbieri et al., 1979
Hagiwara et al., 1980

$$g_1 = \frac{\beta_0}{2} \ln \frac{\mu_R^2}{4m^2} - C_F \ln \frac{\mu_\Lambda^2}{m^2} - \left(\frac{49}{12} - \frac{5\pi^2}{16} - 2 \ln 2 \right) C_F + \left(\frac{479}{36} - \frac{11\pi^2}{16} \right) C_A - \frac{41}{36} n_L - \frac{2n_H}{3} \ln 2. \quad (3b)$$

Guo, Ma, Chao, 2011

Our calculation of short-distance coefficient utilizes **Method of Region (Beneke and Smirnov 1998)** to directly extract the hard region contribution from multi-loop diagrams

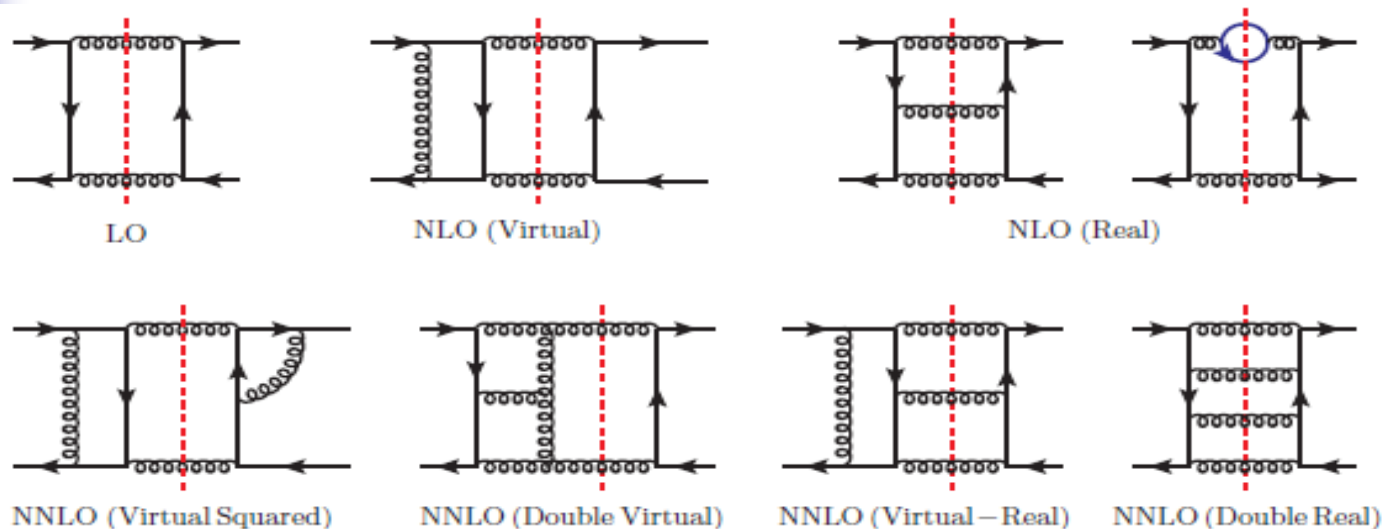


FIG. 1: Representative cut Feynman diagrams responsible for the quark reaction $c\bar{c}({}^1S_0^{(1)}) \rightarrow c\bar{c}({}^1S_0^{(1)})$ through NNLO in α_s . The vertical dashed line denotes the Cutkosky cut.

Roughly 1700 3-loop forward-scattering diagrams, divided into 4 distinct cut topologies; Cutkosky rule is imposed



Employ a well-known trick to deal with phase-space type integrals

Key technique: using IBP to deal with phase-space integral

$$\int \frac{d^D p_i}{(2\pi)^D} 2\pi i \delta^+(p_i^2) = \int \frac{d^D p_i}{(2\pi)^D} \left(\frac{1}{p_i^2 + i\varepsilon} - \frac{1}{p_i^2 - i\varepsilon} \right).$$

duction. Finally, we end up with 93 MIs for the “Double Virtual” type of diagrams, 89 MIs for the “Virtual-Real” type of diagrams, and 32 MIs for “Double Real” type of diagrams, respectively. To the best of our knowledge, this work represents the first application of the trick (4) in higher-order calculation involving quarkonium.



The nontrivial aspects of the calculation

Encounter some rather time-consuming MIs using sector decomposition method (Fiesta)

Roughly speaking, **10^5 CPU core hour is expended**; Run numerical integration at the GuangZhou Tianhe Supercomputer Center/China Grid.

Explicitly verify the cancellation of IR poles among the 4 types of cut diagrams. Starting from the **$1/\epsilon^4$ poles**, observe the exquisite cancelation until **$1/\epsilon$**

Our key results

$$f_2 = \hat{f}_2 + \frac{3\beta_0^2}{16} \ln^2 \frac{\mu_R^2}{4m^2} + \left(\frac{\beta_1}{8} + \frac{3}{4}\beta_0\hat{f}_1 \right) \ln \frac{\mu_R^2}{4m^2}$$

$$- \pi^2 \left(C_F^2 + \frac{C_A C_F}{2} \right) \ln \frac{\mu_\Lambda^2}{m^2},$$

→ NNLO SDC (5)

Same IR divergence as $\eta_c \rightarrow 2\gamma$!

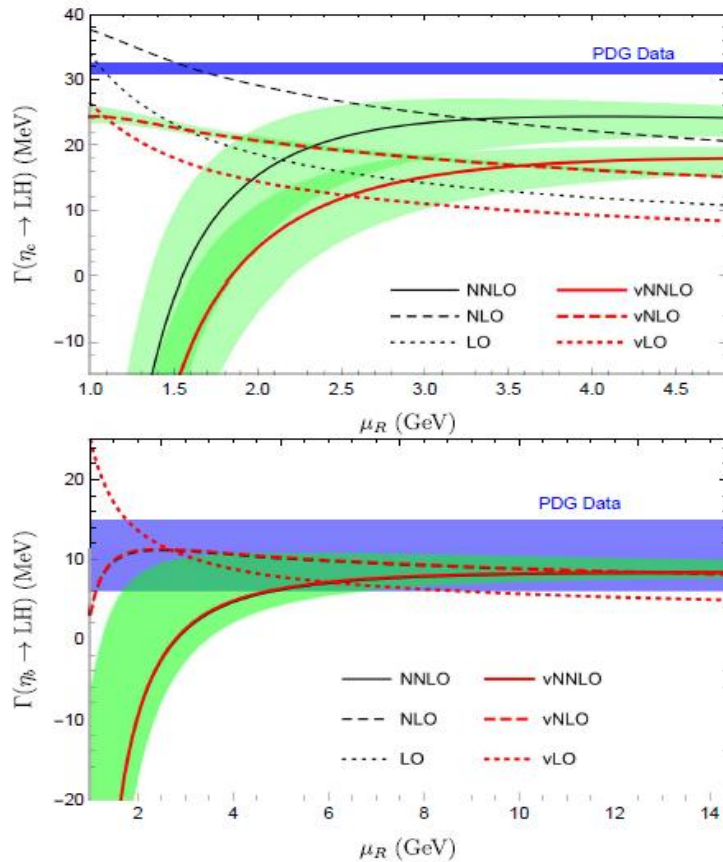
$$\begin{aligned} \hat{f}_2 = & -0.799(13)N_c^2 - 7.4412(5)n_L N_c - 3.6482(2)N_c \\ & + 0.37581(3)n_L^2 + 0.56165(5)n_L + 32.131(5) \\ & - 0.8248(3)\frac{n_L}{N_c} - \frac{0.67105(3)}{N_c} - \frac{9.9475(2)}{N_c^2}. \end{aligned} \quad (6)$$

grals. Concretely, $\hat{f}_2 = -50.1(1)$ for η_c hadronic decay, and $-69.5(1)$ for η_b decay. For completeness, here we also enumerate the numerical values of the non-logarithmic parts of f_1 and g_1 in (3): $\hat{f}_1 = 10.62$, $\hat{g}_1 = 16.20$ for η_c hadronic decay; $\hat{f}_1 = 9.73$, $\hat{g}_1 = 15.06$ for η_b decay.

Validate the NRQCD factorization for S-wave onium inclusive decay at NNLO!
We also obtain the following RGE for the leading 4-fermion NRQCD operator:

$$\begin{aligned} \frac{d\langle \mathcal{O}_1(^1S_0) \rangle_{\eta_c}}{d \ln \mu_\Lambda^2} = & \alpha_s^2 \left(C_F^2 + \frac{C_A C_F}{2} \right) \langle \mathcal{O}_1(^1S_0) \rangle_{\eta_c} \\ & - \frac{4}{3} \frac{\alpha_s}{\pi} C_F \frac{\langle \mathcal{P}_1(^1S_0) \rangle_{\eta_c}}{m^2} + \dots, \end{aligned} \quad (7)$$

Phenomenological study: hadronic width



Input parameters:

$$\begin{aligned} \langle \mathcal{O}_1(^1S_0) \rangle_{\eta_c} &= 0.470 \text{ GeV}^3, \quad \langle v^2 \rangle_{\eta_c} = \frac{0.430 \text{ GeV}^2}{m_c^2}, \\ \langle \mathcal{O}_1(^1S_0) \rangle_{\eta_b} &= 3.069 \text{ GeV}^3, \quad \langle v^2 \rangle_{\eta_b} = -0.009. \end{aligned} \quad (9)$$

PDG values:

$$\Gamma_{\text{had}}(\eta_c) = 31.8 \pm 0.8 \text{ MeV},$$

$$\Gamma_{\text{had}}(\eta_b) = 10_{-4}^{+5} \text{ MeV} \quad |$$

FIG. 2: The predicted hadronic widths of η_c (top) and η_b (bottom) as functions of μ_R , at various level of accuracy in α_s and v expansion. The horizontal blue bands correspond to the measured hadronic widths taken from PDG 2016 [4], with $\Gamma_{\text{had}}(\eta_c) = 31.8 \pm 0.8 \text{ MeV}$ and $\Gamma_{\text{had}}(\eta_b) = 10_{-4}^{+5} \text{ MeV}$. The label “LO” represents the NRQCD prediction at the lowest-order α_s and v , and the label “NLO” denotes the “LO” prediction plus the $\mathcal{O}(\alpha_s)$ perturbative correction, while the label “NNLO” signifies the “NLO” prediction plus the $\mathcal{O}(\alpha_s^2)$ perturbative correction. The label “vLO” represents the “LO” prediction together with the tree-level order- v^2 correction, and the label “vNLO” designates the “vLO” prediction supplemented with the relative order- α_s and order- $\alpha_s v^2$ correction, while the label “vNNLO” refers to the “vNLO” prediction further supplemented with the order- α_s^2 correction. The green bands are obtained by varying μ_Λ from 1 GeV to twice heavy quark mass, and the central curve inside the bands are obtained by setting μ_Λ equal to heavy quark mass.

Phenomenological study of $\text{Br}(\eta_{c,b} \rightarrow \gamma\gamma)$, Non-Perturbative matrix elements cancel out

For η_c more than 10σ discrepancy !

$$\text{Br}(\eta_c \rightarrow \gamma\gamma) = \frac{8\alpha^2}{9\alpha_s^2} \left\{ 1 - \frac{\alpha_s}{\pi} \left[4.17 \ln \frac{\mu_R^2}{4m_c^2} + 14.00 \right] \right. \\ \left. + \frac{\alpha_s^2}{\pi^2} \left[4.34 \ln^2 \frac{\mu_R^2}{4m_c^2} + 22.75 \ln \frac{\mu_R^2}{4m_c^2} + 78.8 \right] \right. \\ \left. + 2.24 \langle v^2 \rangle_{\eta_c} \frac{\alpha_s}{\pi} \right\}, \quad (10a)$$

$$\text{Br}(\eta_b \rightarrow \gamma\gamma) = \frac{\alpha^2}{18\alpha_s^2} \left\{ 1 - \frac{\alpha_s}{\pi} \left[3.83 \ln \frac{\mu_R^2}{4m_b^2} + 13.11 \right] \right. \\ \left. + \frac{\alpha_s^2}{\pi^2} \left[3.67 \ln^2 \frac{\mu_R^2}{4m_b^2} + 20.30 \ln \frac{\mu_R^2}{4m_b^2} + 85.5 \right] \right. \\ \left. + 1.91 \langle v^2 \rangle_{\eta_b} \frac{\alpha_s}{\pi} \right\}. \quad (10b)$$

To date most refined prediction
for $\eta_b \rightarrow \gamma\gamma$

$$\text{Br}(\eta_b \rightarrow \gamma\gamma) = (4.8 \pm 0.7) \times 10^{-5},$$

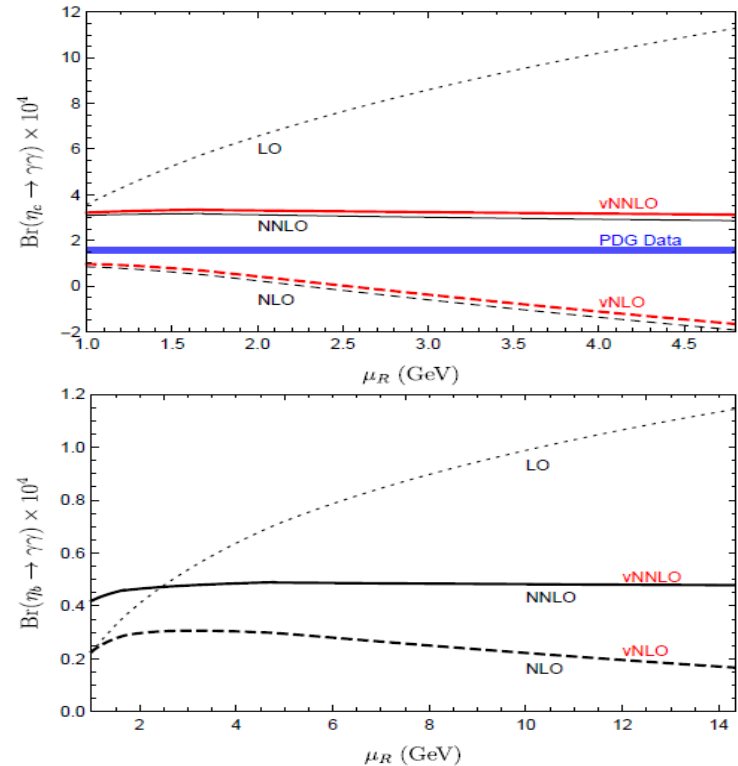
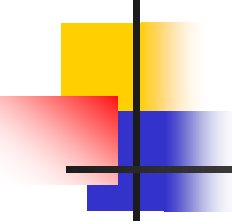


FIG. 3: The predicted branching fractions of $\eta_c \rightarrow \gamma\gamma$ (top) and $\eta_b \rightarrow \gamma\gamma$ (bottom) as functions of μ_R , at various level of accuracy in α_s and v . The blue band corresponds to the measured branching ratio for $\eta_c \rightarrow \gamma\gamma$ taken from PDG 2016 [4], with $\text{Br}(\eta_c \rightarrow \gamma\gamma) = (1.59 \pm 0.13) \times 10^{-4}$. The labels characterizing different curves are the same as in Fig. 2.



A famous puzzle since 2002: exclusive double charmonium production: $e^+ e^- \rightarrow J/\Psi + \eta_c$ at B factories
(In collaboration with F. Feng, W.-L.Sang, 1901.08447)

Next-to-next-to-leading-order QCD corrections to $e^+e^- \rightarrow J/\psi + \eta_c$ at B factories

Feng Feng^{*,1,2,3} Yu Jia^{†,3,4} and Wen-Long Sang^{†1}

¹*School of Physical Science and Technology, Southwest University, Chongqing 400700, China*

²*China University of Mining and Technology, Beijing 100083, China*

³*Institute of High Energy Physics and Theoretical Physics Center for Science Facilities, Chinese Academy of Sciences, Beijing 100049, China*

⁴*School of Physics, University of Chinese Academy of Sciences, Beijing 100049, China*

(Dated: January 25, 2019)

Within the nonrelativistic QCD (NRQCD) factorization framework, we compute the long-awaited $\mathcal{O}(\alpha_s^2)$ correction for the exclusive double charmonium production process at B factories, *i.e.*, $e^+e^- \rightarrow J/\psi + \eta_c$ at $\sqrt{s} = 10.58$ GeV. For the first time, we confirm that NRQCD factorization does hold at next-to-next-to-leading-order (NNLO) for exclusive double charmonium production. It is found that including the NNLO QCD correction greatly reduces the renormalization scale dependence, and also implies the reasonable perturbative convergence behavior for this process. Our state-of-the-art prediction is consistent with the BABAR measurement.

PACS numbers:

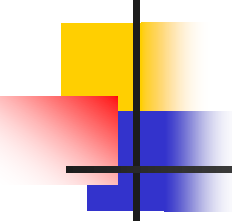


A biggest puzzle in SM in the beginning of this century

4. *Phenomenology.* The production rate initially measured by BELLE is $\sigma[e^+e^- \rightarrow J/\psi + \eta_c] \times \mathcal{B}_{\geq 4} = 33_{-6}^{+7} \pm 9$ fb [1], later shifted to $\sigma[J/\psi + \eta_c] \times \mathcal{B}_{>2} = 25.6 \pm 2.8 \pm 3.4$ fb [44], where $\mathcal{B}_{>n}$ denotes the branching fraction for the η_c into n charged tracks. An independent measurement by BABAR in 2005 yields $\sigma[J/\psi + \eta_c] \times \mathcal{B}_{>2} = 17.6 \pm 2.8_{-2.1}^{+1.5}$ fb [45].

The LO NRQCD predictions by three groups are smaller Than Belle measurements by an order of magnitude!

- [2] E. Braaten and J. Lee, Phys. Rev. D **67**, 054007 (2003) [Erratum-ibid. D **72**, 099901 (2005)].
- [3] K. Y. Liu, Z. G. He and K. T. Chao, Phys. Lett. B **557**, 45 (2003).
- [4] K. Hagiwara, E. Kou and C. F. Qiao, Phys. Lett. B **570**, 39 (2003).



A crucial progress is the large NLO perturbative correction

$$e^+e^- \rightarrow J/\psi + \eta_c \quad \text{K factor: } 1.8 \sim 2.1$$

[11] Y. J. Zhang, Y. j. Gao and K. T. Chao, Phys. Rev. Lett. **96**, 092001 (2006).

[12] B. Gong and J. X. Wang, Phys. Rev. D **77**, 054028 (2008).

One may naturally wonders: how about the size of the NNLO QCD corrections? We have to wait for 14 years...

NRQCD factorization formula for exclusive double-charmonium production

$$\langle J/\psi(P_1, \lambda) + \eta_c(P_2) | J_{EM}^\mu | 0 \rangle = i F(s) \epsilon^{\mu\nu\rho\sigma} P_{1\nu} P_{2\rho} \epsilon_\sigma^*(\lambda),$$

$$F(s) = \sqrt{4M_{J/\psi} M_{\eta_c}} \langle J/\psi | \psi^\dagger \boldsymbol{\sigma} \cdot \boldsymbol{\epsilon} \chi | 0 \rangle \langle \eta_c | \psi^\dagger \chi | 0 \rangle \\ \times [f + g_{J/\psi} \langle v^2 \rangle_{J/\psi} + g_{\eta_c} \langle v^2 \rangle_{\eta_c} + \dots],$$

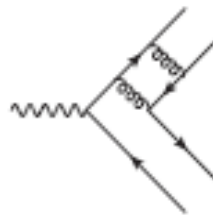
$$\sigma[e^+e^- \rightarrow J/\psi + \eta_c] = \frac{4\pi\alpha^2}{3} \left(\frac{|\mathbf{P}|}{\sqrt{s}} \right)^3 |F(s)|^2 \\ = \sigma_0 + \sigma_2 + \mathcal{O}(\sigma_0 v^4),$$

$$f = f^{(0)} + \frac{\alpha_s}{\pi} f^{(1)} + \frac{\alpha_s^2}{\pi^2} f^{(2)} + \dots, \\ g_H = g_H^{(0)} + \frac{\alpha_s}{\pi} g_H^{(1)} + \dots.$$

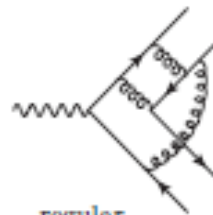
$$|f|^2 = |f^{(0)}|^2 + \frac{\alpha_s}{\pi} 2\text{Re}(f^{(0)} f^{(1)*}) \\ + \left(\frac{\alpha_s}{\pi} \right)^2 [2\text{Re}(f^{(0)} f^{(2)*}) + |f^{(1)}|^2],$$



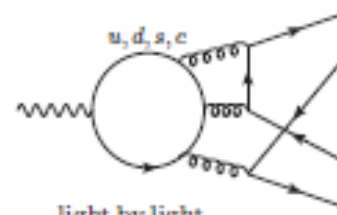
a) LO



b) NLO

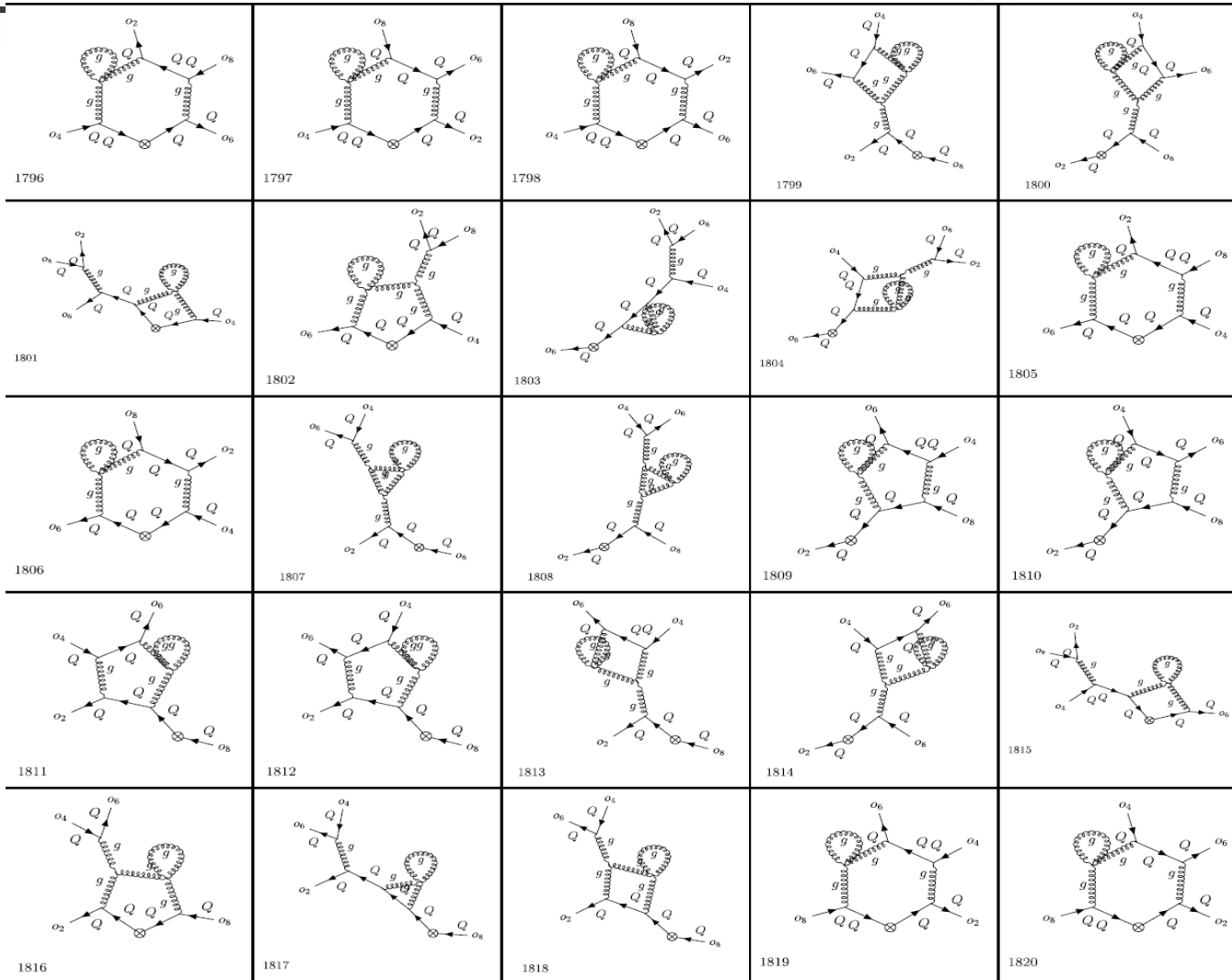


regular



light by light

About 2000 two-loop diagrams; Cutting-edge NNLO calculation, 1- \rightarrow 4 topology



700 master integrals; most complex-valued; Year-long hard efforts in computing them

$$f^{(2)} = f^{(0)} \left\{ \frac{\beta_0^2}{16} \ln^2 \frac{s}{4\mu_R^2} - \left(\frac{\beta_1}{16} + \frac{1}{2} \beta_0 \hat{f}^{(1)} \right) \ln \frac{s}{4\mu_R^2} \right. \\ \left. + (\gamma_{J/\psi} + \gamma_{\eta_c}) \ln \frac{\mu_\Lambda^2}{m^2} + F(r) \right\},$$

log(μ_R) dictated
By RG invariance

Specific form of single IR
pole in hard region

$$\gamma_{J/\psi} = -\frac{\pi^2}{12} C_F (2C_F + 3C_A),$$

$$\gamma_{\eta_c} = -\frac{\pi^2}{4} C_F (2C_F + C_A).$$

Required by the validity of
NRQCD factorization

$$\text{Re} F(r = 0.0700) = -25 \pm 4,$$

$$\text{Re} F(r = 0.1009) = -21 \pm 5.$$

This is the main result!

Phenomenology: our **state-of-the-art** predictions

TABLE I: Individual contributions to the predicted $\sigma[e^+e^- \rightarrow J/\psi + \eta_c]$ at $\sqrt{s} = 10.58$ GeV. Each column is labeled by the powers of α_s and v , and given in units of fb. We fix $\mu_\Lambda = m$, and consider $\mu_R = 2m$ and $\sqrt{s}/2$. The two upper rows and the two lower rows correspond to $m = 1.4$ GeV and $m = 1.68$ GeV, respectively.

μ_R	L0	$\mathcal{O}(v^2)$	$\mathcal{O}(\alpha_s)$	$\mathcal{O}(\alpha_s v^2)$	$\mathcal{O}(\alpha_s^2)$	Total
$2m$	8.48	4.36	8.64	0.34	-3.7(5)	18.1(5)
$\frac{\sqrt{s}}{2}$	5.52	2.84	6.48	1.18	1.6(2)	17.6(2)
$2m$	5.59	1.44	4.71	-0.33	-1.4(4)	10.0(4)
$\frac{\sqrt{s}}{2}$	4.16	1.07	4.08	0.06	0.7(2)	10.1(2)

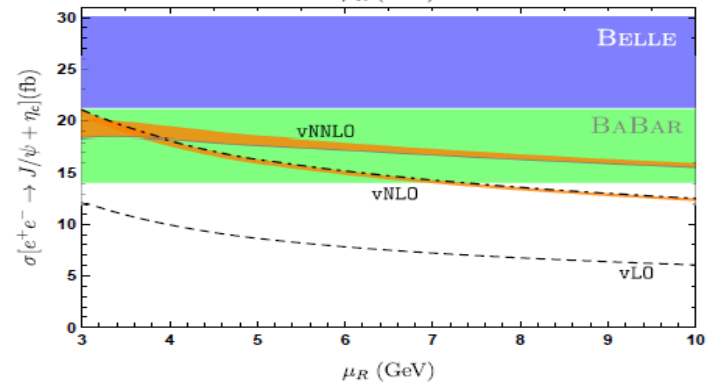
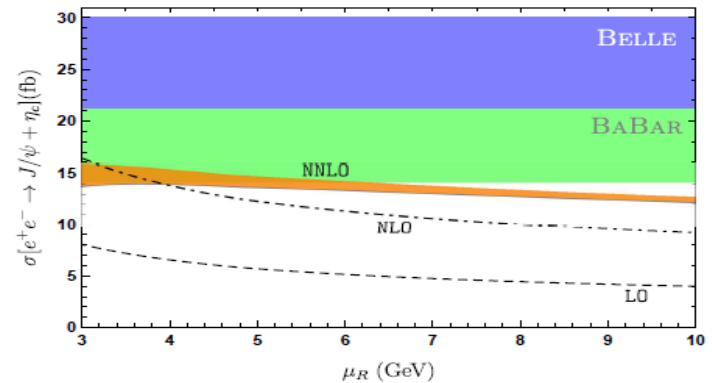
$$\sigma = \sigma_{\text{LO}} \left[1 + \frac{\sigma(v^2)}{\sigma_{\text{LO}}} + \frac{\sigma(\alpha_s)}{\sigma_{\text{LO}}} + \frac{\sigma(\alpha_s v^2)}{\sigma_{\text{LO}}} + \frac{\sigma(\alpha_s^2)}{\sigma_{\text{LO}}} \right].$$

$$\sigma = 8.48 \text{ fb} [1 + 0.51 + 1.02 + 0.04 - 0.44(6)],$$

$$\sigma = 5.52 \text{ fb} [1 + 0.51 + 1.17 + 0.21 + 0.28(4)],$$

$$\sigma = 5.59 \text{ fb} [1 + 0.26 + 0.84 - 0.06 - 0.25(6)],$$

$$\sigma = 4.16 \text{ fb} [1 + 0.26 + 0.98 + 0.01 + 0.16(5)],$$



New NNLO piece!



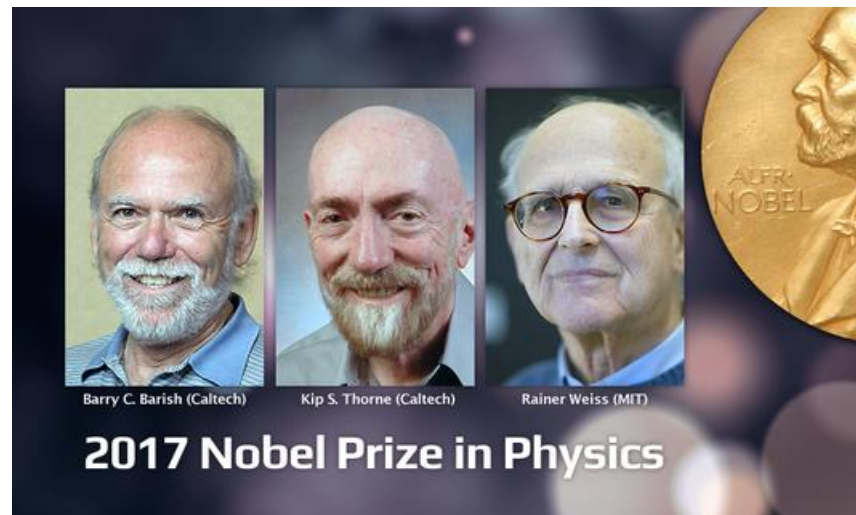
Conclusion of 1901.08447

- Reducing renormalization scale dependence
- See decent perturbative convergence behavior
- Agree with BaBar data, yet not Belle

Call for Belle 2 re-measurement of this channel

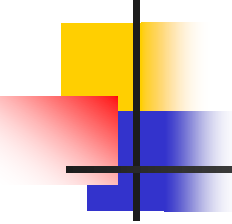
Digression: graviton search in quarkonium decay at BESIII experiments

Gravitational wave was finally seen by LIGO in 2015, after 100 years birth of General Relativity by Einstein



Recall, miraculously, both classical EW wave and photo-electric effect were discovered by **Hertz in 1887**

Unfortunately, searching for **quantum graviton** looks hopeless



Search for quantum graviton from quarkonium decay at BESIII

Quarkonium decay into photon plus graviton: a golden channel to discriminate General Relativity from Massive Gravity?

Dong Bai^{*},¹ Wen Chen^{†,2,3} and Yu Jia^{‡2,3,4}

¹*School of Physics, Nanjing University, Nanjing, 210092, China*

²*Institute of High Energy Physics, Chinese Academy of Sciences, Beijing 100049, China*

³*School of Physics, University of Chinese Academy of Sciences, Beijing 100049, China*

⁴*Center for High Energy Physics, Peking University, Beijing 100871, China*

(Dated: November 27, 2017)

Abstract

After the recent historical discovery of gravitational wave, it is curious to speculate upon the detection prospect of the quantum graviton in the terrestrial accelerator-based experiment. We carefully investigate the “golden” channels, $J/\psi(\Upsilon) \rightarrow \gamma + \text{graviton}$, which can be pursued at BESIII and Belle 2 experiments, by searching for single-photon plus missing energy events. Within the effective field theory (EFT) framework of General Relativity (GR) together with Nonrelativistic QCD (NRQCD), we are capable of making solid predictions for the corresponding decay rates. It is found that these extremely suppressed decays are completely swamped by the Standard Model background events $J/\psi(\Upsilon) \rightarrow \gamma + \nu\bar{\nu}$. Meanwhile, we also study these rare decay processes in the context of massive gravity, and find the respective decay rates in the limit of vanishing graviton mass drastically differ from their counterparts in GR. Counterintuitive as the failure of smoothly recovering GR results may look, our finding is reminiscent of the van Dam-Veltman-Zakharov (vDVZ) discontinuity widely known in classical gravity, which can be traced to the finite contribution of the helicity-zero graviton in the massless limit. Nevertheless, at this stage we are not certain about the fate of the discontinuity encountered in this work, whether it is merely a pathology or not. If it could be endowed with some physical significance, the future observation of these rare decay channels, would, in principle, shed important light on the nature of gravitation, whether the graviton is strictly massless, or bears a very small but nonzero mass.

PACS numbers: *04.60.Bc, 14.40.Pq, 14.70.Kv*

arXiv:1711.09058v1 [hep-ph] 24 Nov 2017

General Relativity (GR) should be regarded as the low-energy EFT of quantum gravity (Donoghue 1994)

Einsein-Hilbert action

$$\kappa = \sqrt{32\pi G_N},$$

$$S = S_{\text{grav}} + S_{\text{matt}} = \int d^4x \sqrt{-g} (\mathcal{L}_{\text{grav}} + \mathcal{L}_{\text{SM}}).$$

$$\mathcal{L}_{\text{grav}} = -\Lambda - \frac{2}{\kappa^2} R + c_1 R^2 + c_2 R^{\mu\nu} R_{\mu\nu} + \dots,$$

$$\mathcal{L}_{\text{SM}} = -\frac{1}{4} g^{\mu\alpha} g^{\nu\beta} F_{\mu\nu} F_{\alpha\beta} - \frac{1}{4} g^{\mu\alpha} g^{\nu\beta} G_{\mu\nu}^a G_{\alpha\beta}^a + \sum_f \bar{q}_f (i\gamma^a e_a^\mu D_\mu - m_f) q_f + \dots.$$

Weak field expansion: $g_{\mu\nu} = \eta_{\mu\nu} + \kappa h_{\mu\nu},$

$$\mathcal{L}_{\text{int}} = -\frac{\kappa}{2} h_{\mu\nu} T^{\mu\nu} = \mathcal{L}_{\bar{f}f\mathcal{G}} + \mathcal{L}_{\bar{f}f\mathcal{G}\mathcal{G}} + \mathcal{L}_{\bar{f}f\gamma\mathcal{G}} + \mathcal{L}_{g\mathcal{G}\mathcal{G}} + \mathcal{L}_{\gamma\mathcal{G}\mathcal{G}} + \dots,$$

Combining GR+NRQCD to account for quarkonium decay

$J/\psi \rightarrow \gamma + G$ D. Bai, W. Chen, Y.J. [arXiv:1711.09058](https://arxiv.org/abs/1711.09058)

LO



FIG. 1: Four LO Feynman diagrams for $c\bar{c}(^3S_1^{(1)}) \rightarrow \gamma + G$.

Including
NLO QCD
correction

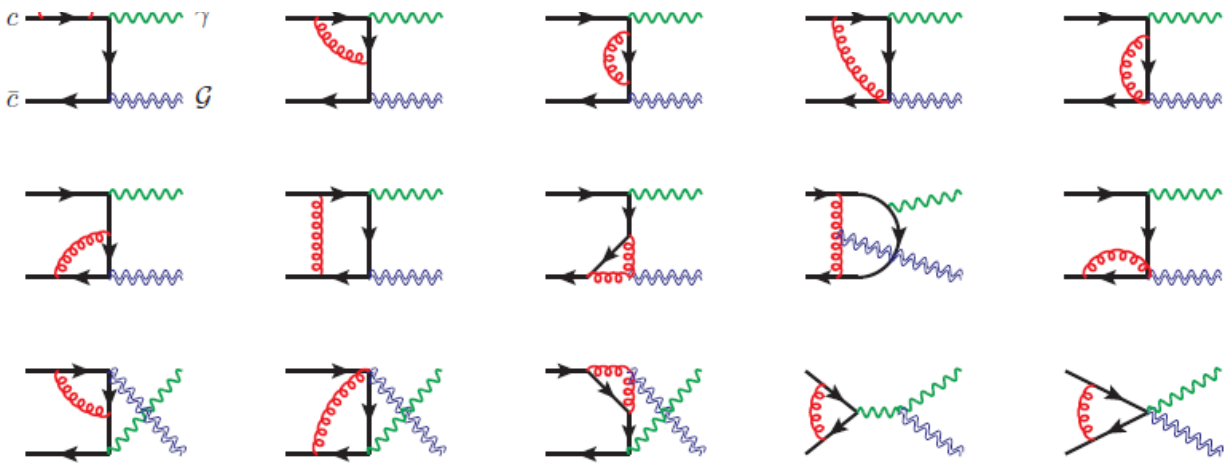


FIG. 2: Representative Feynman diagrams for $c\bar{c}(^3S_1^{(1)}) \rightarrow \gamma + G$ in NLO in α_s .

It is fun that all nature's four forces are united in those diagrams!



Predicted partial widths

Massless graviton: **LO prediction accidentally vanishes!**
Have to proceed to the NLO in α_s and v :

$$\Gamma[J/\psi \rightarrow \gamma + \mathcal{G}] = \frac{4e_c^2 \alpha G_N}{27} N_c |R_{J/\psi}(0)|^2 \left(\langle v^2 \rangle_{J/\psi} + \frac{3C_F \alpha_s}{4\pi} (1 - 4 \ln 2) \right)^2.$$

Massive graviton: nonzero prediction at LO in v at tree level

$$\Gamma[J/\psi \rightarrow \gamma + \mathcal{G}] = \frac{2e_c^2 \alpha G_N}{9} N_c |R_{J/\psi}(0)|^2.$$

Manifestation of famous **vDVZ discontinuity**: *helicity zero graviton doesn't decouple in the $M_G \rightarrow 0$ limit*



Numerical values

This decay is a golden channel to discriminate whether Graviton mass is strictly zero or not!

$$\text{Br}(J/\psi \rightarrow \gamma + \mathcal{G}) = (2 \sim 8) \times 10^{-40}, \quad \text{GR}$$

$$\text{Br}(J/\psi \rightarrow \gamma + \mathcal{G}) = 1.4 \times 10^{-37}. \quad \text{MG}$$

Not too much suppressed relative to $\mu \rightarrow e \gamma$, with $\text{BR} \sim 10^{-34}$

$$\text{Br}(\Upsilon(1S) \rightarrow \gamma + \mathcal{G}) = (3 \sim 4) \times 10^{-39}, \quad \text{GR}$$

$$\text{Br}(\Upsilon(1S) \rightarrow \gamma + \mathcal{G}) = 4.1 \times 10^{-37}. \quad \text{MG}$$

Practically speaking, these channels are much rarer than the dominant SM background $J/\Psi \rightarrow \gamma \nu \bar{\nu}$, with $\text{BR} \sim 10^{-10}$

$$\Gamma[J/\psi \rightarrow \gamma \nu \bar{\nu}] = N_\nu \frac{2}{27} e_c^2 \alpha G_F^2 M_{J/\psi}^2 N_c |R_{J/\psi}(0)|^2,$$



Summary

- Investigated NNLO QCD corrections to $\gamma\gamma^* \rightarrow \eta_c$, ($\chi_{c0,2} \rightarrow 2\gamma$), $\eta_c \rightarrow \text{LH}$. Observe significant NNLO corrections. Alarming discrepancy with the existing measurements.
- Perturbative expansion seems to have poor convergence behavior for charmonium
(exception is the double charmonium production at B factory, $e^+ e^- \rightarrow J/\Psi + \eta_c$)
- Perturbative expansion bears much better behavior for bottomonium



Personal biased perspectives

Maybe Nature is just not so mercy to us:

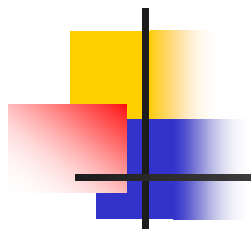
The charm quark is simply not heavy enough to warrant the reliable application of NRQCD to charmonium, just like one cannot fully trust HQET to cope with charmed hadron

Symptom: m_c is not much greater than Λ_{QCD}

Bigger value of α_s at charm mass scale

But we should still trust NRQCD to be capable of rendering qualitatively correct phenomenology for charmonium

We may need be less ambitious for soliciting precision predictions



Thanks for your attention!



恭祝黄朝商老师八十华诞快乐!

